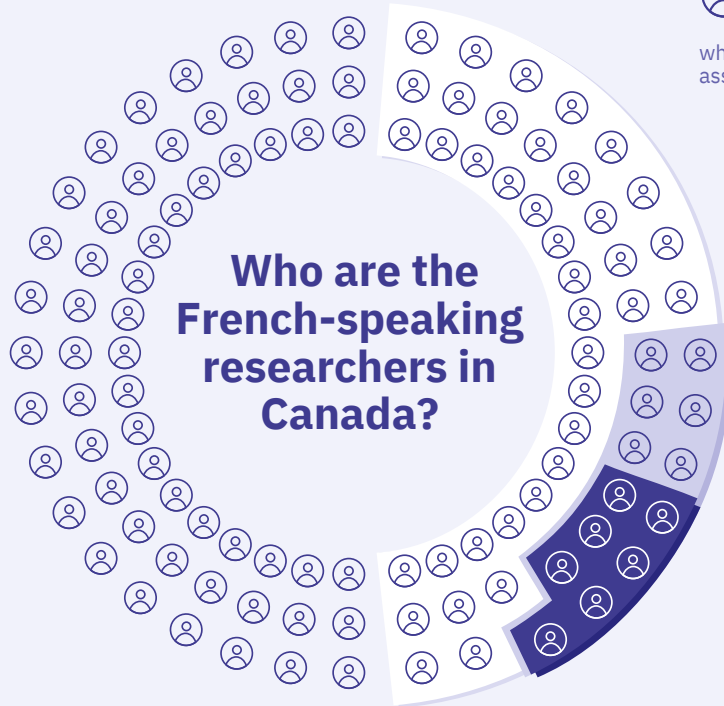


PORTRAIT AND CHALLENGES OF RESEARCH IN FRENCH IN A MINORITY CONTEXT IN CANADA

IN NUMBERS

Source: June 2021 Report

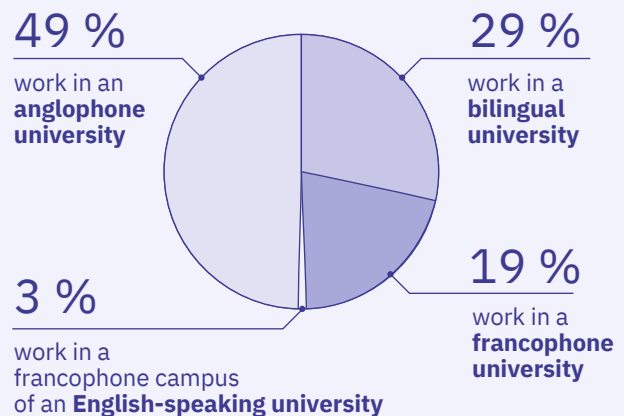


63 455 French-speaking researchers in Canada, including Quebec

which includes professors, lecturers, post-secondary teaching and research assistants.



In what types of universities do French-speaking researchers in a minority context work?



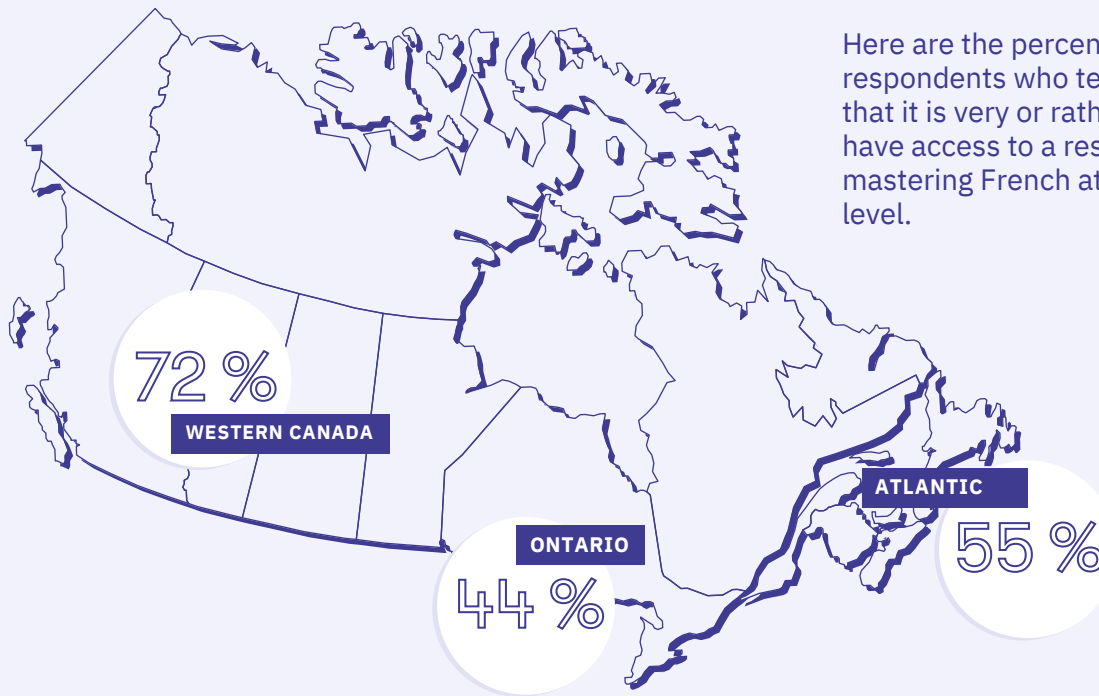
¹ We used the distinction made by the Natural Sciences and Engineering Research Council of Canada (NSERC) between small and large universities. According to NSERC, small universities are those that have received less than \$ 5 million in grants from that agency.

PORTRAIT AND CHALLENGES OF RESEARCH IN FRENCH IN A MINORITY CONTEXT IN CANADA

IN NUMBERS

Source : June 2021 Report

Is it difficult to have access to a French-speaking research assistant in a minority context?



Disseminating knowledge in French



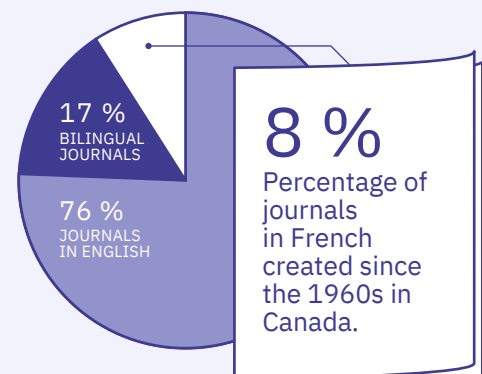
30 %

Nearly a third of respondents indicated that they had **not presented at any scientific conference or communication in French** between April 1, 2018 and April 1, 2020.

This proportion is higher in the natural sciences (55%) than in the humanities (22%).

Language of scholarly journals created in Canada

Since 1960

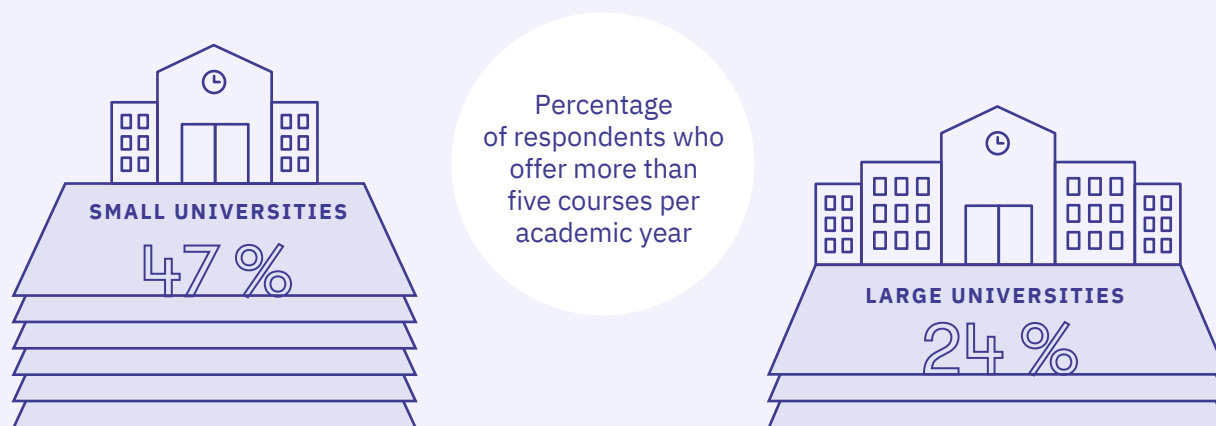


PORTRAIT AND CHALLENGES OF RESEARCH IN FRENCH IN A MINORITY CONTEXT IN CANADA

IN NUMBERS

Source : June 2021 Report

What is the teaching load of French-speaking researchers working in a minority context?



The teaching load is heavier in small universities than in large ones.

What is the percentage of applications submitted in French to federal granting agencies?



At the Natural Sciences and Engineering Research Council of Canada (NSERC), this rate has been stable since the 1990s.

At the Canadian Institutes of Health Research (CIHR), this rate has also been stable since the 2000s.

At the Canada Foundation for Innovation (CFI), this represents a decrease of 7 percent since the 2000s.

At the Social Sciences and Humanities Research Council of Canada (SSHRC), this rate is 12% for the Insight program, which used to be 24% in the 1990s.

However, French-speaking researchers represent 21% of the research community in Canada.²

² Census data from Statistics Canada (2016), custom order CO-2125, population aged 15 and over who have worked since 2015 according to professions and the first official language spoken.